

***REPORT OF THE ACADEMIC  
AUDIT FOR THE  
YEAR 2018-19 CONDCUTED  
ON  
MARCH 29-30, 2019***

St. Peter's Institute of Higher Education & Research  
Avadi, Chennai-54  
IQAC Academic Audit Summary-2018-19

S. No	Department	Criteria I	Criteria II	Criteria III	Criteria IV	Criteria V	Criteria VI	Criteria VII	Total	Average Score on 5 point grading	Grade
1.	B.Arch	4	4	3	4	4	4	4	27	3.86	<b>B-Very Good</b>
2.	Bio Med	4	3	4	4	3	4	4	26	3.7	<b>B-Very Good</b>
3.	BioTech	4	4	4	4	4	4	4	28	4	<b>B-Very Good</b>
4.	Chemistry	4	4	3	4	4	4	5	28	4	<b>B-Very Good</b>
5.	Civil	5	4	3	4	5	4	4	29	4.14	<b>B-Very Good</b>
6.	Commerce	4	4	3	4	3	4	3	25	3.57	<b>B-Very Good</b>
7.	CSE/IT	5	4	3	4	3	4	3	26	3.7	<b>B-Very Good</b>
8.	ECE	5	5	5	4	4	5	5	33	4.7	<b>A- Excellent</b>
9.	EEE	5	4	3	3	3	3	3	24	3.42	<b>C-Good</b>
10.	English	4	4	2	4	3	3	4	24	3.42	<b>C-Good</b>
11.	Maths	4	4	3	4	4	3	3	25	3.57	<b>B-Very Good</b>
12.	MBA	4	5	3	4	4	4	3	27	3.86	<b>B- Very Good</b>
13.	MCA	4	4	3	4	4	3	3	25	3.57	<b>B-Very Good</b>
14.	Mech	4	4	3	4	3	4	3	25	3.57	<b>B-Very Good</b>
15.	Physics	4	4	3	4	4	3	4	26	3.7	<b>B-Very Good</b>
16.	Tamil	4	4	2	4	3	4	3	24	3.42	<b>C-Good</b>

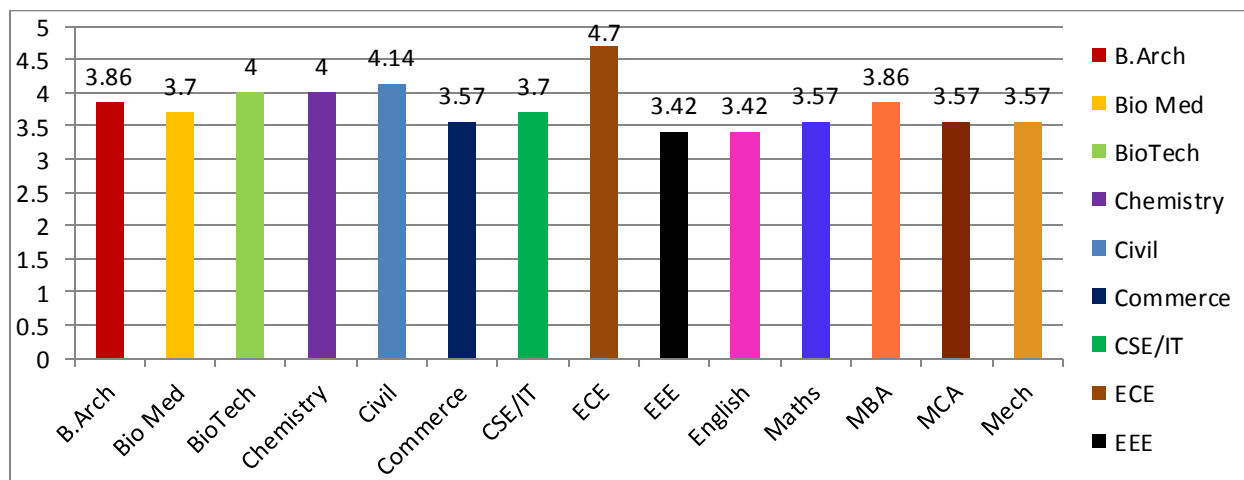
WA-Weighted Average A- Excellent (4.5-5), B-Very Good (3.5-4.49), C-Good (2.5-3.49), D-Average(1.5-2.49),E-Poor(<1.49)

St. Peter's Institute of Higher Education & Research  
Avadi, Chennai-54  
**IQAC Academic Audit Summary for the Academic year 2018-19**

S. No	Department	Average Score on 5 point grading	Grade
1	B.Arch	3.86	<b>B-Very Good</b>
2	Bio Med	3.7	<b>B-Very Good</b>
3	BioTech	4	<b>B-Very Good</b>
4	Chemistry	4	<b>B-Very Good</b>
5	Civil	4.14	<b>B-Very Good</b>
6	Commerce	3.57	<b>B-Very Good</b>
7	CSE/IT	3.7	<b>B-Very Good</b>
8	ECE	4.7	<b>A- Excellent</b>
9	EEE	3.42	<b>C-Good</b>
10	English	3.42	<b>C-Good</b>
11	Maths	3.57	<b>B-Very Good</b>
12	MBA	3.86	<b>B- Very Good</b>
13	MCA	3.57	<b>B-Very Good</b>
14	Mech	3.57	<b>B-Very Good</b>
15	Physics	3.7	<b>B-Very Good</b>
16	Tamil	3.42	<b>C-Good</b>

WA-Weighted Average A-Excellent(4.5-5), B-Very Good(3.5-4.49), C-Good(2.5-3.49), D-Average(1.5-2.49),E-Poor(<1.49)

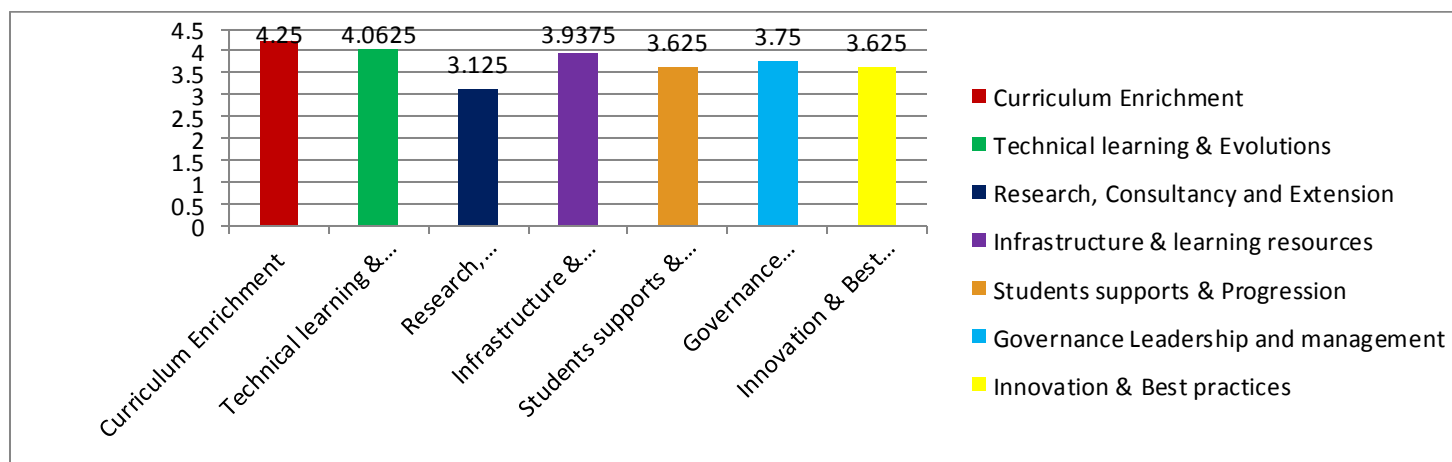
St. Peter's Institute of Higher Education & Research  
Avadi, Chennai-54  
IQAC Academic Audit Summary-2018-19



**ACADEMIC YEAR – 2018-19 OVERALL PERFORMANCE OF THE DEPARTMENTS**  
**OVERALL UNIVERSITY AVERAGE SCORE**

S.No.	Criteria	Score on 5 Average Score on 5 point grading	Grade
I	Curriculum Enrichment	4.25	<b>B-Very Good</b>
II	Technical learning & Evolutions	4.0625	<b>B-Very Good</b>
III	Research, Consultancy and Extension	3.125	<b>C-Good</b>
IV	Infrastructure & learning resources	3.9375	<b>B-Very Good</b>
V	Students supports & Progression	3.625	<b>B-Very Good</b>
VI	Governance Leadership and management	3.75	<b>B-Very Good</b>
VII	Innovation & Best practices	3.625	<b>B-Very Good</b>

WA-Weighted Average A- Excellent(4.5-5), B-Very Good(3.5-4.49), C-Good(2.5-3.49), D-Average(1.5-2.49),E-Poor(<1.49)

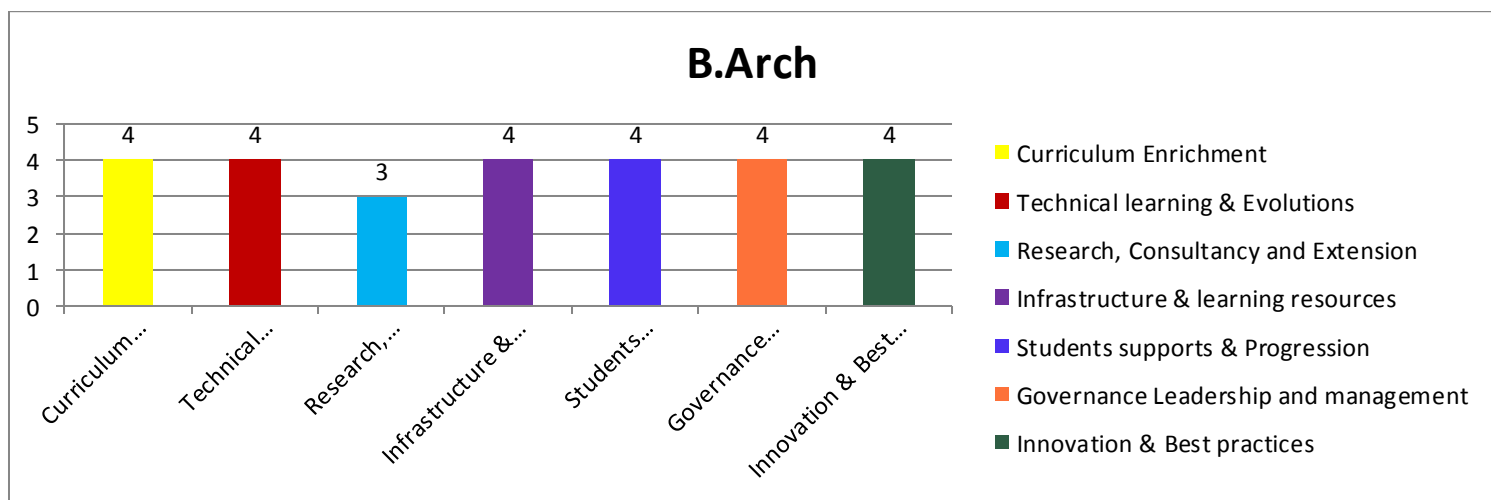


## **OVER ALL SUGGESTIONS GIVEN BY THE EXPERTS**

1. Feedback should be collected independently from the students so that the students will not be influenced by the departments (in a centralized place ie Online submission of feedback by the students).
2. The Evaluation process should be transparent. That is the Question papers and Answer papers should be scrutinized by the COE office by forming a committee.
3. Achievements and the Vision. Mission statements of the departments to be displayed in the departments.
4. Vision and mission statement of the Institute to be displayed everywhere.
5. Research and consultancy is lacking in all most all the departments.
6. Faculty to upgrade themselves with either Ph.D or SET/NET especially the Arts and Science faculties.
7. Incentive for faculty to be given for paper publications.
8. More funded projects to be applied.
9. The Curriculum revision is good in all the departments with the inclusion of new electives.

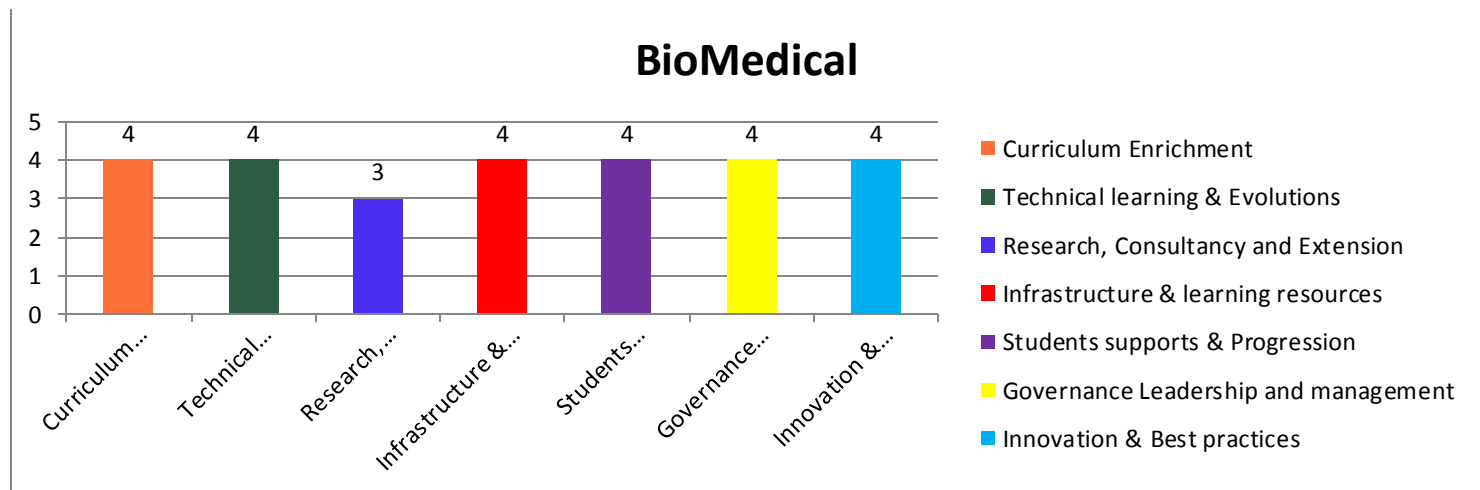
## B.Architecture

No.	Criteria	Average Score on 5 point grading
I	Curriculum Enrichment	4
II	Technical learning & Evolutions	4
III	Research, Consultancy and Extension	3
IV	Infrastructure & learning resources	4
V	Students supports & Progression	4
VI	Governance Leadership and management	4
VII	Innovation & Best practices	4



## Bio Medical Engineering

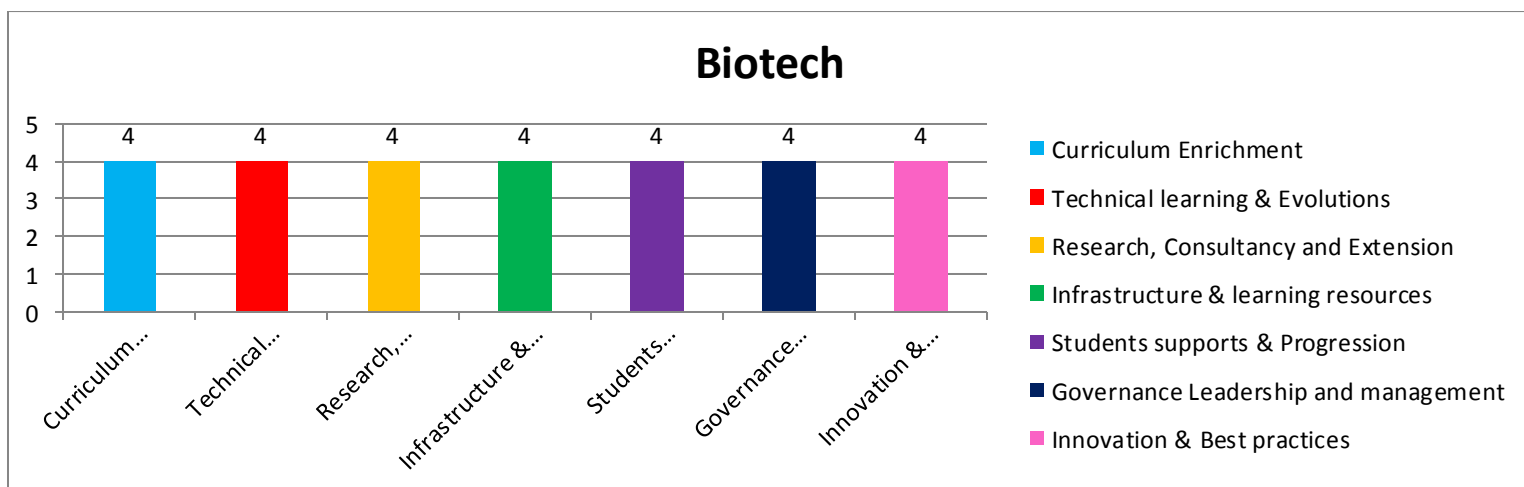
No.	Criteria	Average Score on 5 point grading
I	Curriculum Enrichment	4
II	Technical learning & Evolutions	4
III	Research, Consultancy and Extension	3
IV	Infrastructure & learning resources	4
V	Students supports & Progression	4
VI	Governance Leadership and management	4
VII	Innovation & Best practices	4





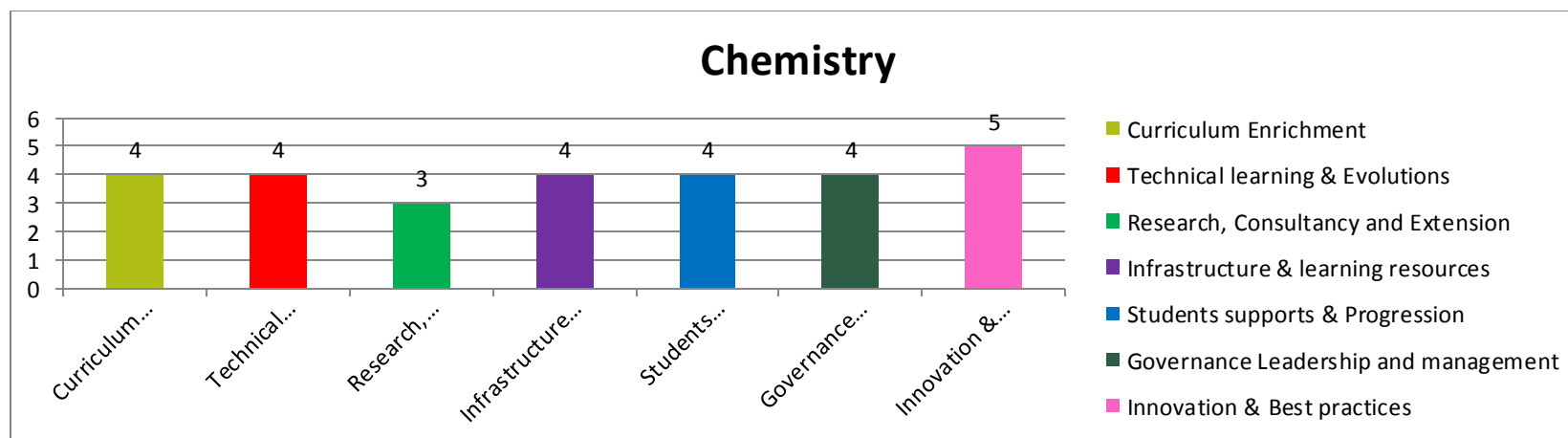
## Bio Technology

No.	Criteria	Average Score on 5 point grading
I	Curriculum Enrichment	4
II	Technical learning & Evolutions	4
III	Research, Consultancy and Extension	4
IV	Infrastructure & learning resources	4
V	Students supports & Progression	4
VI	Governance Leadership and management	4
VII	Innovation & Best practices	4



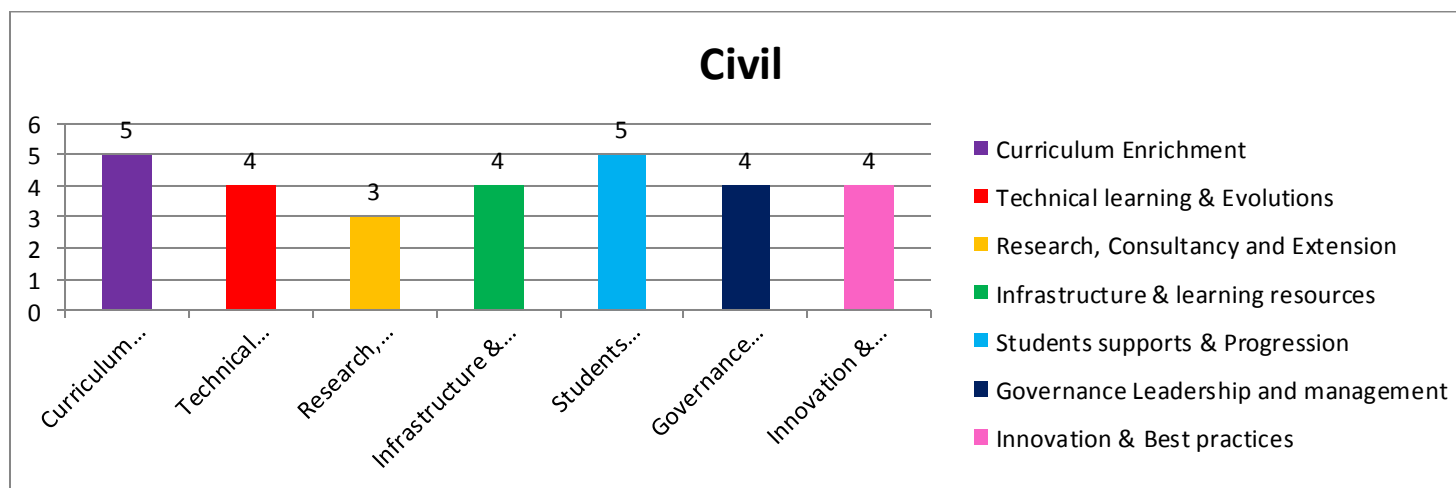
## Chemistry Department

No.	Criteria	Average Score on 5 point grading
I	Curriculum Enrichment	4
II	Technical learning & Evolutions	4
III	Research, Consultancy and Extension	3
IV	Infrastructure & learning resources	4
V	Students supports & Progression	4
VI	Governance Leadership and management	4
VII	Innovation & Best practices	5



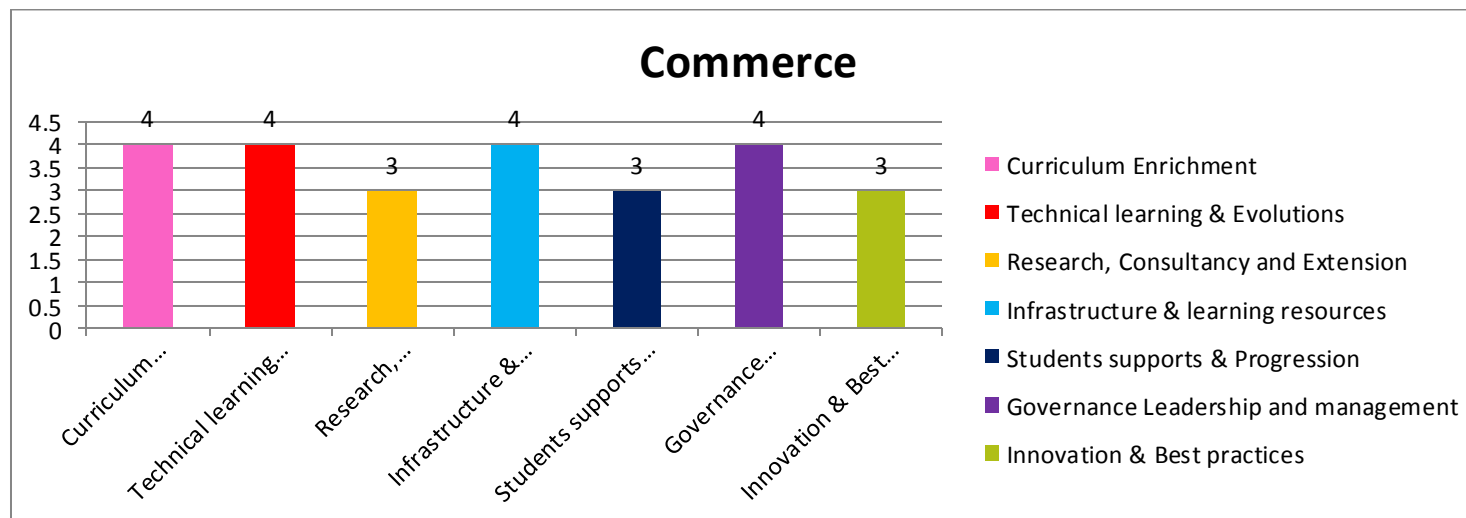
## Civil Engineering

No.	Criteria	Average Score on 5 point grading
I	Curriculum Enrichment	5
II	Technical learning & Evolutions	4
III	Research, Consultancy and Extension	3
IV	Infrastructure & learning resources	4
V	Students supports & Progression	5
VI	Governance Leadership and management	4
VII	Innovation & Best practices	4



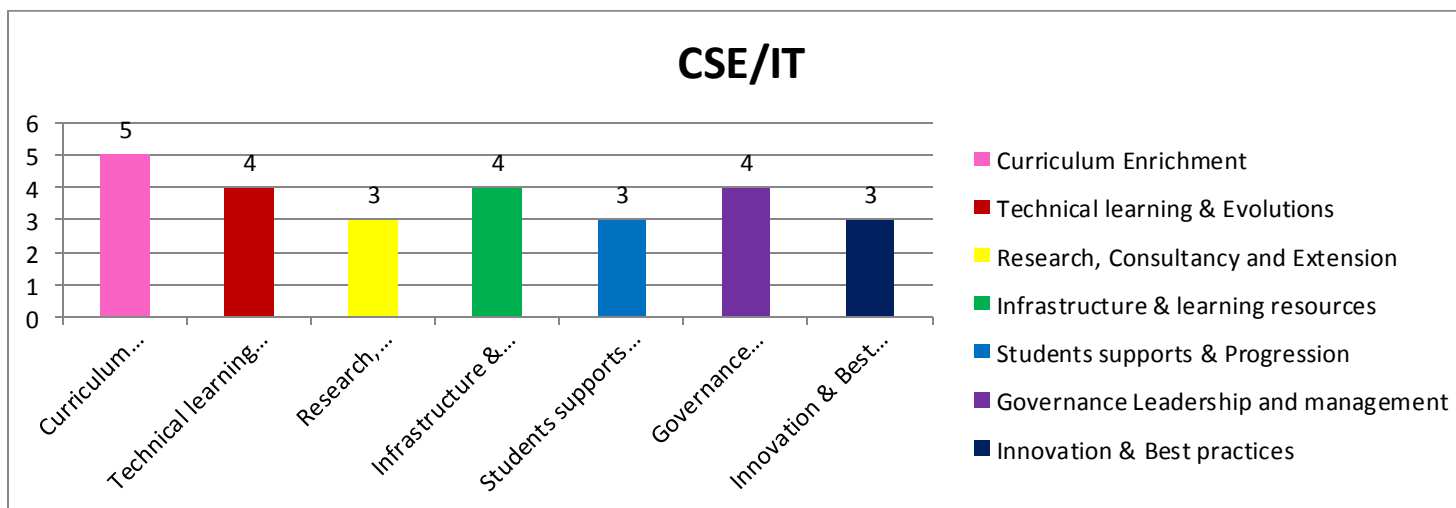
## Commerce

No.	Criteria	Average Score on 5 point grading
I	Curriculum Enrichment	4
II	Technical learning & Evolutions	4
III	Research, Consultancy and Extension	3
IV	Infrastructure & learning resources	4
V	Students supports & Progression	3
VI	Governance Leadership and management	4
VII	Innovation & Best practices	3



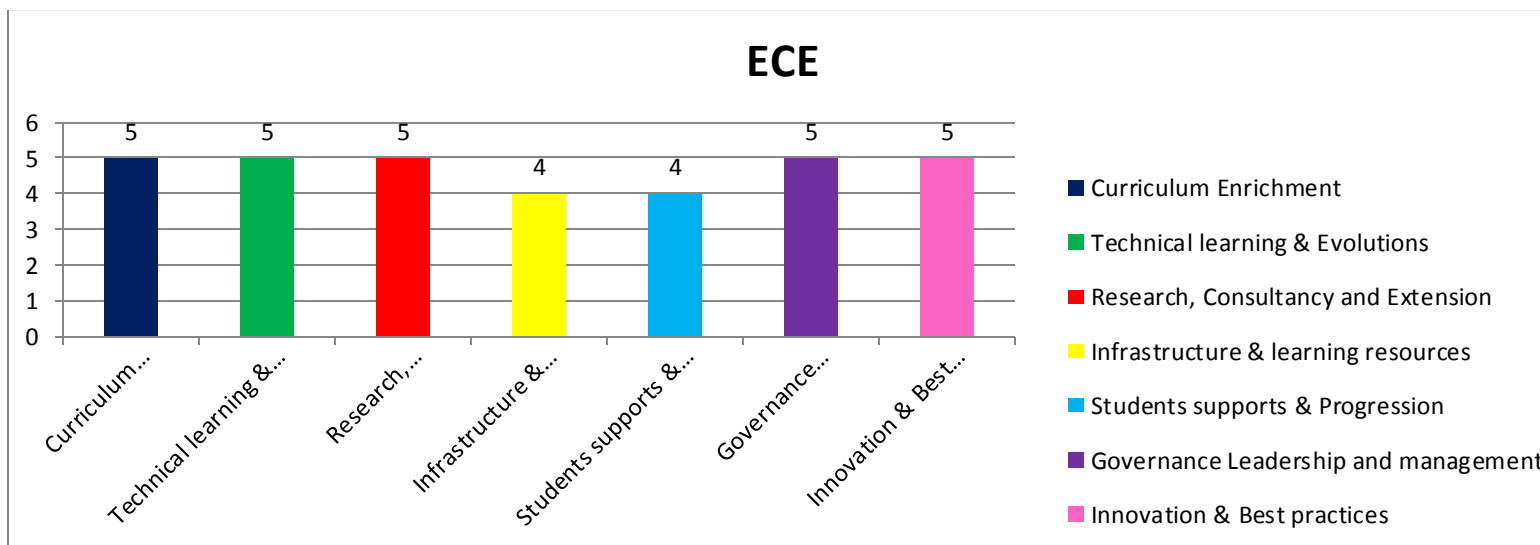
## Computer Science and Engineering & Information Technology

No.	Criteria	Average Score on 5 point grading
I	Curriculum Enrichment	5
II	Technical learning & Evolutions	4
III	Research, Consultancy and Extension	3
IV	Infrastructure & learning resources	4
V	Students supports & Progression	3
VI	Governance Leadership and management	4
VII	Innovation & Best practices	3



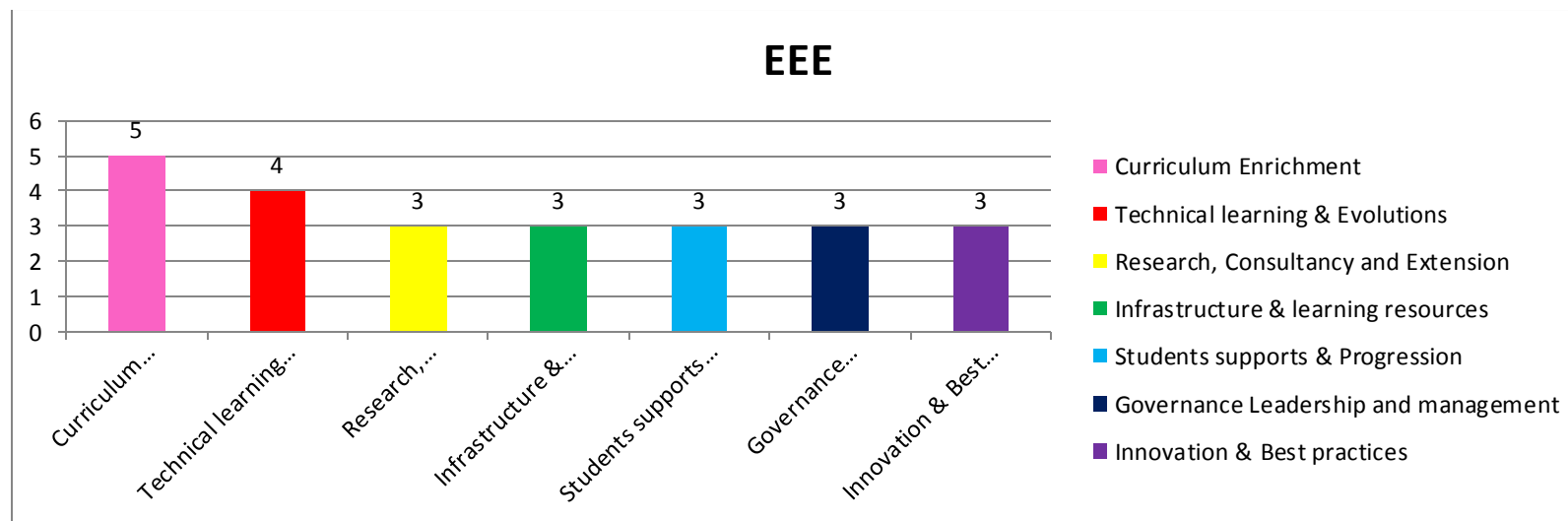
## Electronics and Communication Engineering

No.	Criteria	Average Score on 5 point grading
I	Curriculum Enrichment	5
II	Technical learning & Evolutions	5
III	Research, Consultancy and Extension	5
IV	Infrastructure & learning resources	4
V	Students supports & Progression	4
VI	Governance Leadership and management	5
VII	Innovation & Best practices	5




## Electrical and Electronics Engineering

No.	Criteria	Average Score on 5 point grading
I	Curriculum Enrichment	5
II	Technical learning & Evolutions	4
III	Research, Consultancy and Extension	3
IV	Infrastructure & learning resources	3
V	Students supports & Progression	3
VI	Governance Leadership and management	3
VII	Innovation & Best practices	3



## English Department

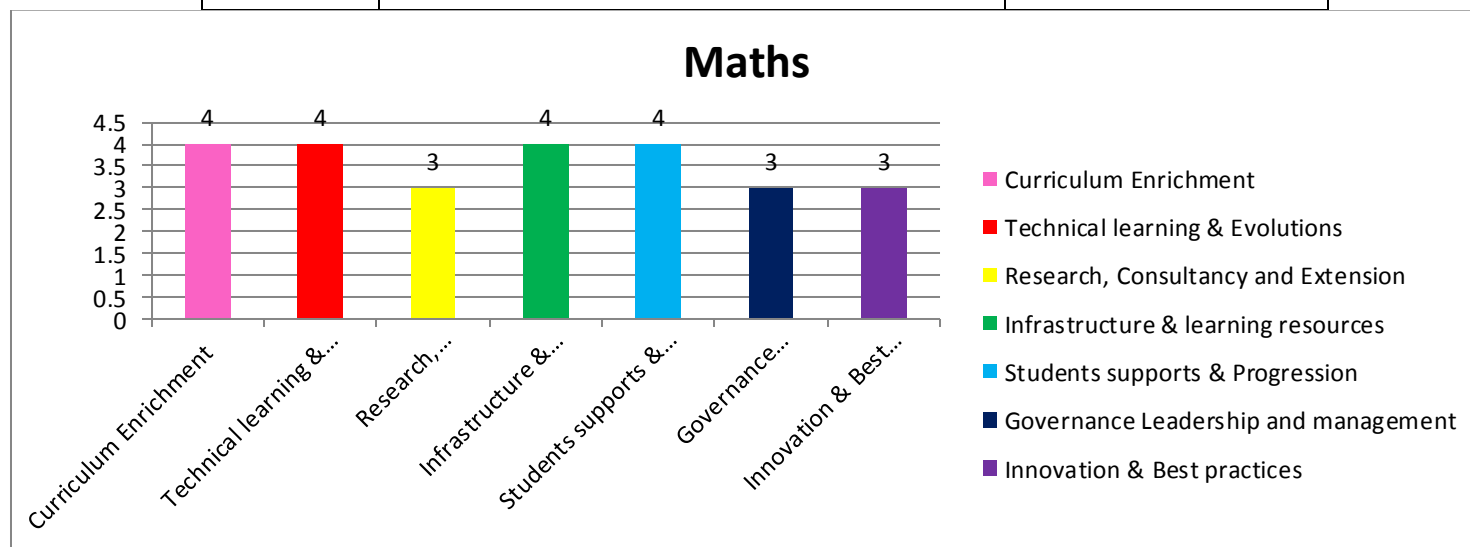
No.	Criteria	Average Score on 5 point grading
I	Curriculum Enrichment	4
II	Technical learning & Evolutions	4
III	Research, Consultancy and Extension	2
IV	Infrastructure & learning resources	4
V	Students supports & Progression	3
VI	Governance Leadership and management	3
VII	Innovation & Best practices	4





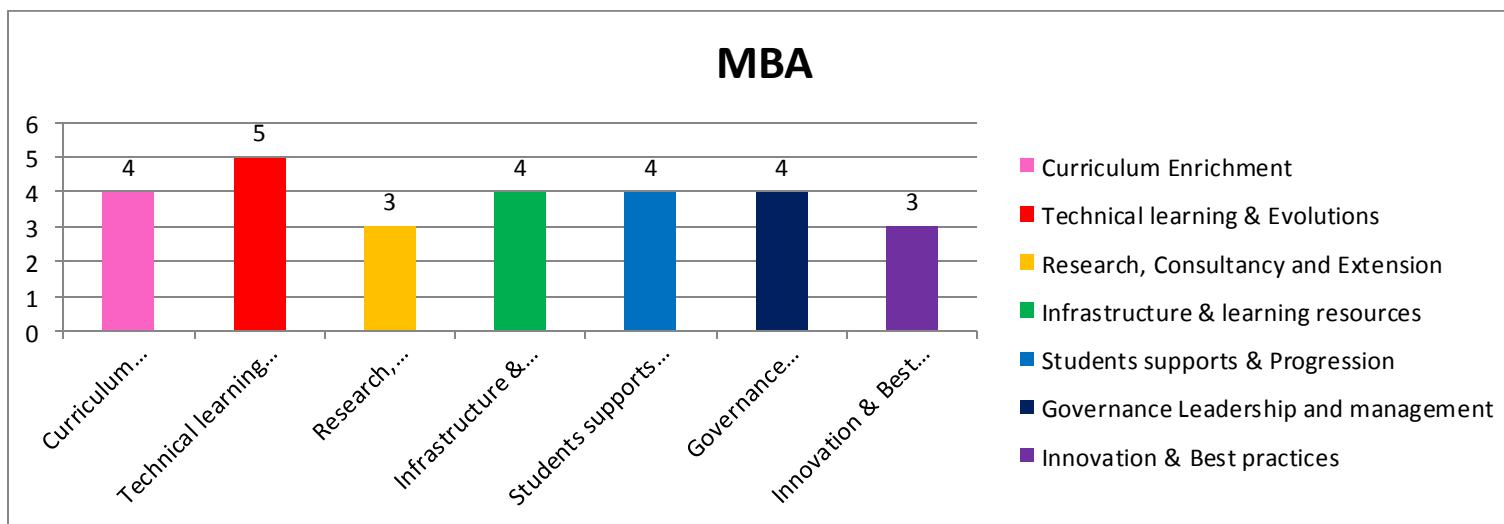
## Mathematics Department

No.	Criteria	Average Score on 5 point grading
I	Curriculum Enrichment	4
II	Technical learning & Evolutions	4
III	Research, Consultancy and Extension	3
IV	Infrastructure & learning resources	4
V	Students supports & Progression	4
VI	Governance Leadership and management	3
VII	Innovation & Best practices	3



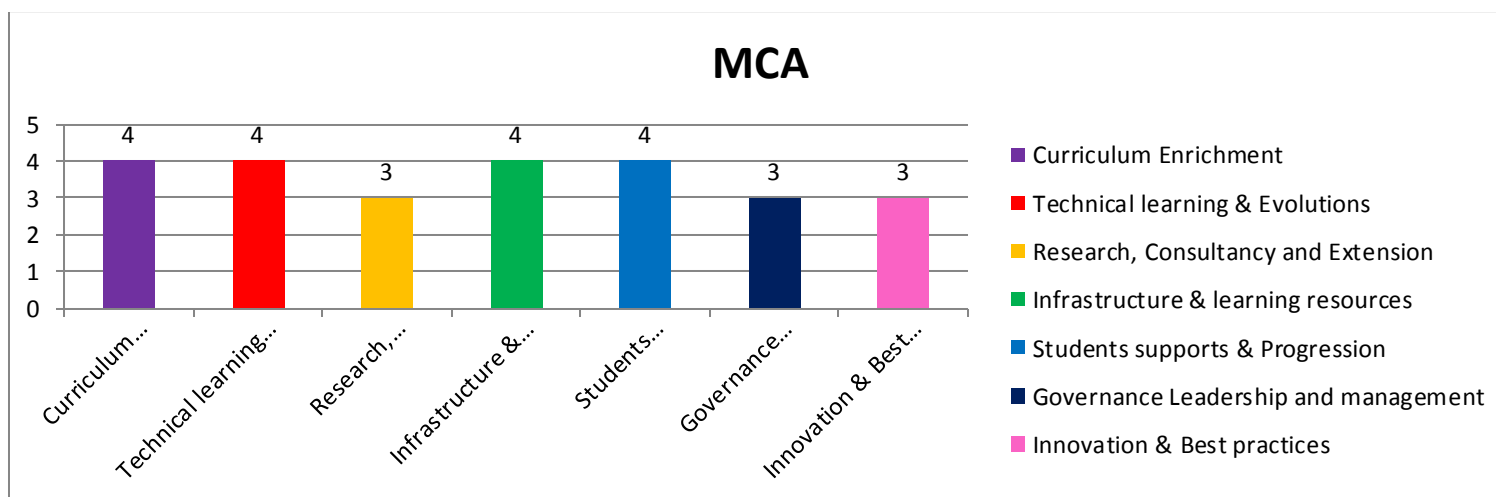
## MBA Department

No.	Criteria	Average Score on 5 point grading
I	Curriculum Enrichment	4
II	Technical learning & Evolutions	5
III	Research, Consultancy and Extension	3
IV	Infrastructure & learning resources	4
V	Students supports & Progression	4
VI	Governance Leadership and management	4
VII	Innovation & Best practices	3



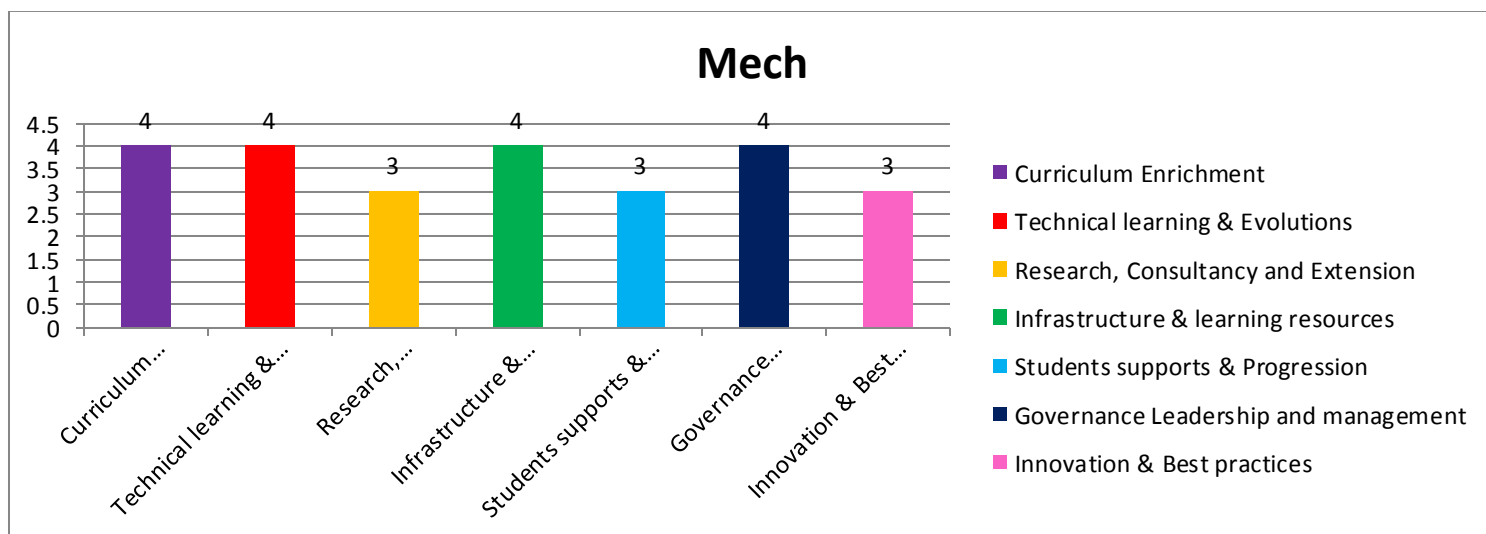
## MCA Department

No.	Criteria	Average Score on 5 point grading
I	Curriculum Enrichment	4
II	Technical learning & Evolutions	4
III	Research, Consultancy and Extension	3
IV	Infrastructure & learning resources	4
V	Students supports & Progression	4
VI	Governance Leadership and management	3
VII	Innovation & Best practices	3



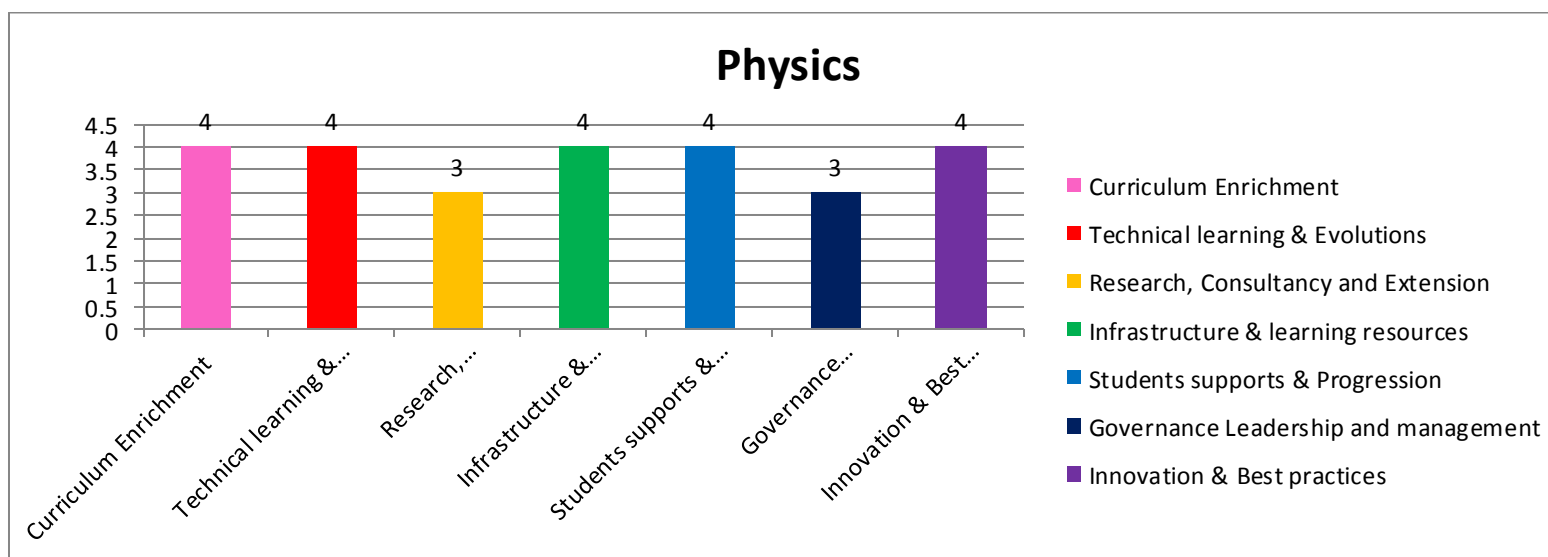
## Mechanical Engineering

No.	Criteria	Average Score on 5 point grading
I	Curriculum Enrichment	4
II	Technical learning & Evolutions	4
III	Research, Consultancy and Extension	3
IV	Infrastructure & learning resources	4
V	Students supports & Progression	3
VI	Governance Leadership and management	4
VII	Innovation & Best practices	3



## Physics Department

No.	Criteria	Score on 100
I	Curriculum Enrichment	4
II	Technical learning & Evolutions	4
III	Research, Consultancy and Extension	3
IV	Infrastructure & learning resources	4
V	Students supports & Progression	4
VI	Governance Leadership and management	3
VII	Innovation & Best practices	4



## Tamil Department

No.	Criteria	Score on 100
I	Curriculum Enrichment	4
II	Technical learning & Evolutions	4
III	Research, Consultancy and Extension	2
IV	Infrastructure & learning resources	4
V	Students supports & Progression	3
VI	Governance Leadership and management	4
VII	Innovation & Best practices	3

